

DRM Professional Passive Loudspeakers

POWERFUL VERSATILITY

DRM Series Professional Passive Loudspeakers feature high-performance transducers in flyable, road-ready cabinets with premium-grade precision crossovers.


EXPERIENCE THE SOUND OF DRM

DRM Passive Series Professional Passive Loudspeakers feature custom transducers housed in touring-grade plywood cabinets designed for consistent performance in all applications. Equipped with M10 flypoints and dual angle pole mounts, DRM Passive Loudspeakers are perfect for clubs, rental systems, and more. Combine with MX Series Amplifiers* and the SP260 Loudspeaker Processor for a complete Mackie professional system.



FEATURES

Incredible sound quality, power, and reliability for production, install, Houses of Worship, and more



CLARITY

GREAT SOUND FOR EVERY APPLICATION

Custom transducers and precision crossovers deliver high-performance, crystal-clear sound that professional production and install customers demand.



RUGGED

ROAD-WORTHY DESIGN

Solid plywood construction and internal bracing offers optimal acoustic performance. Coated in a touring-grade textured coating, DRM Passive Loudspeakers are ready for the most demanding applications.



VERSATILE

FLEXIBLE CONFIGURATIONS

Equipped with M10 flypoints, dual angle pole mounts, and available line array configurations; DRM Passive Loudspeakers are perfect for clubs, houses of worship, rental systems and more.



DSP

SP260 LOUDSPEAKER PROCESSOR

The perfect addition to DRM Passive Loudspeakers, the SP260 Loudspeaker Processor offers an array of EQ, crossovers, and more to fully tune the system for your venue.



POWER

MX SERIES AMPLIFIERS

MX Series Professional Power Amplifiers provide the power and performance needed for the ultimate DRM Series Passive system.




SERIES LINE-UP

Powerful, rugged loudspeakers for install, production, and more

DRM212-P

1600W 12" PROFESSIONAL PASSIVE LOUDSPEAKER



High-performance professional loudspeaker designed for high-demand applications

Custom designed transducers

- 1.4" Titanium diaphragm compression driver offers maximum transparency and clarity
- 12" High-excursion woofer offers minimal distortion with increased bass response and reliability to withstand the most demanding live applications

Precision internal crossover

- Premium grade components and precise tuning provide maximum clarity and performance

Parallel Speak ON inputs

Road-worthy 15mm plywood construction and internal bracing offers optimal acoustic performance

Powder-coated heavy gauge steel grille

Touring-grade textured cabinet coating

Angled cabinet design allows for use as a high-performance floor monitor

Dual angle pole-mount provides optimal coverage and minimal reflections in most venues

Flyable – 8xM10 flypoints for vertical orientation


Power handling (continuous/program/peak): 400W / 800W / 1600W

Optional SP260 Loudspeaker Processor provides custom EQ curves and crossovers for your DRM Passive System

44.2 lb / 20 kg

DRM215-P

1600W 15" PROFESSIONAL PASSIVE LOUDSPEAKER



High-performance professional loudspeaker designed for high-demand applications

Custom designed transducers

- 1.4" Titanium diaphragm compression driver offers maximum transparency and clarity
- 15" High-excursion woofer offers minimal distortion with increased bass response and reliability to withstand the most demanding live applications

Precision internal crossover

- Premium grade components and precise tuning provide maximum clarity and performance

Parallel Speak ON inputs

Road-worthy 15mm plywood construction and internal bracing offers optimal acoustic performance

Powder-coated heavy gauge steel grille

Touring-grade textured cabinet coating

Angled cabinet design allows for use as a high-performance floor monitor

Dual angle pole-mount provides optimal coverage and minimal reflections in most venues

Flyable – 8xM10 flypoints for vertical orientation


Power handling (continuous/program/peak): 400W / 800W / 1600W

Optional SP260 Loudspeaker Processor provides custom EQ curves and crossovers for your DRM Passive System

44.2 lb / 20 kg

DRM315-P

2000W 15" 3-WAY PROFESSIONAL PASSIVE LOUDSPEAKER



High-performance professional loudspeaker designed for high-demand applications

Custom designed transducers

- 1.4" Titanium diaphragm compression driver offers maximum transparency and clarity
- 6.5" Midrange transducer provides incredible midrange clarity for punchy vocal and instrument reproduction
- 15" High-excursion woofer offers minimal distortion with increased bass response and reliability to withstand the most demanding live applications
- Rotatable waveguide assembly allows for horizontal orientation while maintaining maximum coverage

Precision internal 3-way crossover

- Premium grade components and precise tuning provide maximum clarity and performance

Parallel SpeakON inputs

Road-worthy 15mm plywood construction and internal bracing offers optimal acoustic performance

Touring-grade textured cabinet coating

Powder-coated heavy gauge steel grille Pole-mountable

Flyable – 12xM10 flypoints for vertical and horizontal orientation

Optional SP260 Loudspeaker Processor provides custom EQ curves and crossovers for your DRM Passive System

Power handling (continuous/program/peak): 500W / 1000W / 2000W

67.5 lb / 30.6 kg

DRM12A-P

2000W 12" ARRAYABLE PASSIVE LOUDSPEAKER



High-performance professional arrayable loudspeaker designed for high-demand applications

Custom designed transducers

- Triple 1" Titanium diaphragm compression driver array offers incredibly clarity and efficiency
- 12" High-excursion woofer offers minimal distortion with increased bass response and reliability to withstand the most demanding live applications

Parallel SpeakON inputs

Road-worthy 15mm plywood construction and internal bracing offers optimal acoustic performance

Touring-grade textured cabinet coating

Powder-coated heavy gauge steel grille

Dual angle pole-mount

Versatile rigging options

- Flyable with up to 4 DRM12A-P cabinets and 2 DRM18S-P subwoofers using the FB100 Fly Bar
- 7 x M10 flypoints
- Integrated flying hardware
- Optional FB100 Fly Bar

Optional SP260 Loudspeaker Processor provides custom EQ curves and crossovers for your DRM Passive System

Power handling (continuous/program/peak): 500W / 1000W / 2000W

Coverage: 20°V x 110°H

53.7 lb / 24.4 kg

DRM18S-P

2000W 18" PROFESSIONAL PASSIVE SUBWOOFER




- High-excursion woofer offers increased bass response, low distortion, and professional reliability to withstand the most demanding applications
- DRM18S is acoustically designed with ample internal volume and precision tuned port sizing to naturally deliver the bass you need with minimal distortion
- Parallel SpeakON inputs
- Road-worthy 18mm plywood construction and internal bracing offers optimal acoustic performance and reliability
- Touring-grade textured cabinet coating
- Powder-coated heavy gauge steel grille
- M20 threaded pole attachment for use with DRM Series loudspeakers and other pole mountable speakers
- Flyable via optional FB100 Fly Bar and FKDRM18S Flyware Kit
- Optional SP260 Loudspeaker Processor provides custom EQ curves and crossovers for your DRM Passive System
- Power handling (continuous/program/peak): 500W / 1000W / 2000W
- 75.7 lb / 34.3 kg

**DRM Professional Passive
Loudspeakers**

POWERFUL

VERSATILITY



Distributed by:

CITYMUSIC



City Music Co. Pte Ltd

1 Sophia Road
#02-12/13 Peace Centre
Singapore 228149

Website: www.citymusic.com.sg
Tel: +65 6337 7058
Email: sales@citymusic.com.sg